

2023**Round 5 : July 14 - 16
Morgan Park Raceway****MICHELIN SUPERSPORT CHAMPIONSHIP****Race 1**

Date: 16/07/23
Event: R05
Weather: Sunny - Temp: 16.9C
Track: Dry - Temp: 30.3C

Started at: 10:38:18
Laps: 14
Starters: 18
Posted at: 11:32

PROVISIONAL CLASSIFICATION


Pos	No	Name	Machine	Laps	Race Time	Behind Leader	Behind Prev	Fastest Lap	On Lap	Top Speed
1	3	Cameron DUNKER (NSW) / GTS MotoStars Racing / Doctor Mak Engines / KYT Helmets Aust. / RS&C	Yamaha YZF-R6	13	16:34.983			1:15.770	12	227
2	45	Olly SIMPSON (SA) / Simpson Crash / Simpson Signs / YRD / SBS Brakes / Kenma / Race Bike Serv.	Yamaha YZF-R6	13	16:35.281	.298	.298	1:15.766	3	230
3	1	John LYTRAS (QLD) / Caboolture Yamaha / Sol Invictus M-cycles / AGV / TCX / RK / Pirelli / Motul	Yamaha YZF-R6	13	16:36.846	1.863	1.565	1:15.633	4	227
4	20	Jonathan NAHLOUS (NSW) / Complete AV / Anderson Stands / Race Dynamics / Motoracer	Yamaha YZF-R6	13	16:41.637	6.654	4.791	1:16.290	6	224
5	49	Jake FARNSWORTH (NSW) / Worth Race Develop. / Kingsdene Auto. / YRD / Pirelli / Motul / RK Chains	Yamaha YZF-R6	13	16:43.721	8.738	2.084	1:16.430	7	223
6	33	Jack FAVELLE (NSW) / MotoCity / Favelle Enterprises	Honda CBR RR	12	15:34.993	16.915		1:16.288	10	223
7	21	Tarlon WALKER (NSW) / TeamBWR / RBM Racing / Dunlop Aust. / RaceDNA / Race & Road / Ricondi	Yamaha YZF-R6	12	15:40.866	22.788	5.873	1:17.223	7	220
8	85	Ty LYNCH (SA) / Unitech / Webb Plastics / AMR M-sports / YRD / Michelin / Caloundra M-cycle	Yamaha YZF-R6	12	15:45.246	27.168	4.380	1:15.952	3	220
9	220	Declan CARBERRY (SA) / JC Perform. M-c Service / Underground Designs / Webb Plastics / SA M-cycles	Suzuaki GSX-R	12	15:48.493	30.415	3.247	1:17.759	11	219
10	72	Ben BAKER (NSW) / Avion International Freight Forwarders / Beta Tools / SCK / Utech / Designd	Yamaha YZF-R6	12	15:50.755	32.677	2.262	1:18.333	9	222
11	121	Reece OUGHTRED (VIC) / Evolution Sports Group / Dynoverks / C&S Light Weight / Moto GC / LS2 Helmets	Yamaha YZF-R6	12	16:04.551	46.473	13.796	1:17.562	5	227
NC	86	Dallas SKEER (SA) / YRD / Penrite / Pirelli / Stef's T-port / Shoei / ATR / Baker Group / Gas Imports	Yamaha YZF-R6	4	5:10.987	8 Laps		1:16.114	2	222
NC	42	Jack PASSFIELD (NSW) / Stay Upright Rider Training / GASD Suspension / MCC Security / KYT Helmets	Yamaha YZF-R6	4	6:16.657	8 Laps	1:05.670	1:16.398	2	222
NC	39	Scott NICHOLSON (VIC) / Traction Control M-sport/ G. Williams M-cycle Eng. / Michelin/ RST Moto	Yamaha YZF-R6	3	4:55.511	9 Laps		1:16.447	2	224
NC	9	Glenn NELSON (QLD) / Team BWR / Stop & Seal / Race & Road / XXX Susp. / All Spa Repairs / Form Comm.	Yamaha YZF-R6	2	4:00.455	10 Laps		1:22.138	1	223
DSQ	279	Hayden NELSON (NSW) / Taree M-cycles / Gow Moto / Pirelli / Global Factory Maint. / KYT Helmets	Yamaha YZF-R6	12	15:18.130	.052		1:15.757	9	222
DSQ	12	Luca DURNING (QLD) / The Dentists / Addicted to Track / Bell Helmets	Yamaha YZF-R6	12	15:34.766	16.688	16.636	1:16.923	9	219
DSQ	44	Tom BRAMICH (VIC) / Apex / Elliott Bros / Carl Cox Racing / Nolan / Ricondi / Fusport / YRD	Yamaha YZF-R6	12	16:01.351	43.273	26.585	1:15.823	6	229


Fastest Lap was 1:15.633 by John LYTRAS (QLD)

Current race lap record for SS class - 1:14.870 by Broc PEARSON (QLD) on a Yamaha YZF-R6 set on 20/06/21

*** RACE RED FLAGGED AS RIDERS WERE ON LAP 14 (SOME STILL ON 13) DUE TO CRASHES AT TURN 9 OF Nos. 279 (H. NELSON) & 12 (L. DURNING). RACE DECLARED. RESULTS AS AT THE END OF THE LAST COMPLETED LAP OF EACH RIDER. DISQUALIFIED AS CAUSING RED FLAG - Nos. 12, 44 (Dropped oil), & 279 ***

The results are provisional until the end of the time limit for protests and appeals.


Chief Timekeeper - Scott Laing


Race Director - Tom Williams



www.computime.com.au
COMPUTIME RACE TIMING SYSTEMS PTY LTD



2023

Round 5 : July 14 - 16 Morgan Park Raceway



MICHELIN SUPERSPORT CHAMPIONSHIP

Race 1

Date: 16/07/23
Event: R05
Weather: Sunny - Temp: 16.9C
Track: Dry - Temp: 30.3C

Started at: 10:38:18
Laps: 14
Starters: 18
Posted at: 11:32

PROVISIONAL LAP TIMES

No	Name	Lap 1	Lap 2	Lap 3	Lap 4	Lap 5	Lap 6	Lap 7	Lap 8	Lap 9	Lap 10	Lap 11	Lap 12	Lap 13
1	John LYTRAS (QLD)	1:21.711	1:16.078	1:15.964	1:15.633	1:16.818	1:15.781	1:16.228	1:16.160	1:15.933	1:16.655	1:16.068	1:16.378	1:17.439
3	Cameron DUNKER (NSW)	1:20.619	1:16.147	1:16.182	1:15.833	1:16.911	1:15.883	1:16.242	1:16.078	1:15.913	1:16.681	1:15.819	1:15.770	1:16.905
9	Glenn NELSON (QLD)	1:22.138	2:38.317											
12	Luca DURNING (QLD)	1:24.214	1:17.657	1:17.659	1:17.268	1:17.397	1:17.543	1:17.095	1:17.317	1:16.923	1:17.172	1:17.273	1:17.248	
20	Jonathan NAHLOUS (NSW)	1:21.729	1:16.602	1:16.436	1:16.504	1:16.726	1:16.290	1:16.324	1:16.330	1:16.518	1:16.577	1:16.463	1:16.463	1:18.675
21	Tarboon WALKER (NSW)	1:23.934	1:17.870	1:18.027	1:18.327	1:17.744	1:18.414	1:17.223	1:17.236	1:18.000	1:17.575	1:17.925	1:18.591	
33	Jack FAVELLE (NSW)	1:25.500	1:17.792	1:17.583	1:17.325	1:17.318	1:18.549	1:17.212	1:16.548	1:16.538	1:16.288	1:16.909	1:17.431	
39	Scott NICHOLSON (VIC)	1:22.775	1:16.447	2:16.289										
42	Jack PASSFIELD (NSW)	1:23.724	1:16.398	1:17.070	2:19.465									
44	Tom BRAMICH (VIC)	1:21.116	1:16.063	1:16.155	1:15.880	1:16.912	1:15.823	1:16.196	1:16.012	1:16.099	1:16.649	1:16.075	1:58.371	
45	Olly SIMPSON (SA)	1:21.221	1:16.009	1:15.766	1:15.839	1:16.939	1:15.823	1:16.012	1:16.118	1:16.031	1:16.880	1:16.053	1:15.823	1:16.767
49	Jake FARNSWORTH (NSW)	1:22.925	1:16.652	1:16.623	1:16.578	1:16.776	1:16.654	1:16.430	1:16.589	1:16.430	1:16.872	1:16.956	1:16.833	1:17.403
72	Ben BAKER (NSW)	1:26.026	1:18.790	1:18.473	1:18.736	1:18.655	1:18.465	1:18.394	1:18.603	1:18.333	1:18.831	1:18.835	1:18.614	
85	Ty LYNCH (SA)	1:20.638	1:16.087	1:15.952	1:16.006	1:42.234	1:16.809	1:16.263	1:16.261	1:16.175	1:16.536	1:16.044	1:16.241	
86	Dallas SKEER (SA)	1:22.433	1:16.114	1:16.177	1:16.263									
121	Reece OUGHTRED (VIC)	1:24.488	1:17.664	1:17.781	1:17.859	1:17.562	1:18.579	1:27.590	1:19.052	1:18.359	1:21.150	1:20.732	1:23.735	
220	Declan CARBERRY (SA)	1:25.930	1:18.721	1:18.250	1:18.913	1:18.790	1:19.016	1:18.055	1:18.727	1:18.242	1:18.274	1:17.759	1:17.816	
279	Hayden NELSON (NSW)	1:20.995	1:16.637	1:16.132	1:15.943	1:16.689	1:16.072	1:15.992	1:15.917	1:15.757	1:16.151	1:15.913	1:15.932	

*** RACE RED FLAGGED AS RIDERS WERE ON LAP 14 (SOME STILL ON 13) DUE TO CRASHES AT TURN 9 OF Nos. 279 (H. NELSON) & 12 (L. DURNING). RACE DECLARED. RESULTS AS AT THE END OF THE LAST COMPLETED LAP OF EACH RIDER. DISQUALIFIED AS CAUSING RED FLAG - Nos. 12, 44 (Dropped oil), & 279 ***

The results are provisional until the end of the time limit for protests and appeals.

Chief Timekeeper - Scott Laing

Race Director - Tom Williams



2023

Round 5 : July 14 - 16
Morgan Park Raceway



MICHELIN SUPERSPORT CHAMPIONSHIP

Race 1

Date: 16/07/23
Event: R05
Weather: Sunny - Temp: 16.9C
Track: Dry - Temp: 30.3C

Started at: 10:38:18
Laps: 14
Starters: 18
Posted at: 11:32

PROVISIONAL SPLIT TIMES

Lap	Split 1	Split 2	Split 3	Lap Time	Spd	Lap	Split 1	Split 2	Split 3	Lap Time	Spd
1 John LYTRAS (QLD) (3rd)						7	26.940	26.247	23.908	1:17.095	216
1	32.393	25.889	23.429	1:21.711	104	8	26.900	26.409	24.008	1:17.317	215
2	26.720	25.869	23.489	1:16.078	224	9	26.963	26.233	23.727	1:16.923	216
3	26.909	25.666	23.389	1:15.964	225	10	27.079	26.367	23.726	1:17.172	216
4	26.692	25.584	23.357	1:15.633	223	11	26.955	26.348	23.970	1:17.273	215
5	26.901	26.392	23.525	1:16.818	225	12	27.188	26.344	23.716	1:17.248	215
6	26.718	25.714	23.349	1:15.781	222	20 Jonathan NAHLOUS (NSW) (4th)					
7	27.019	25.666	23.543	1:16.228	226	1	32.219	25.886	23.624	1:21.729	100
8	26.908	25.562	23.690	1:16.160	222	2	26.994	26.046	23.562	1:16.602	218
9	26.851	25.652	23.430	1:15.933	221	3	27.215	25.811	23.410	1:16.436	222
10	27.112	26.033	23.510	1:16.655	226	4	26.712	25.763	24.029	1:16.504	224
11	26.875	25.777	23.416	1:16.068	227	5	26.941	26.075	23.710	1:16.726	222
12	26.924	25.775	23.679	1:16.378	223	6	26.763	26.037	23.490	1:16.290	219
13	26.578	25.821	25.040	1:17.439	222	7	26.838	25.950	23.536	1:16.324	219
3 Cameron DUNKER (NSW) (1st)						8	26.771	25.829	23.730	1:16.330	220
1	31.100	26.070	23.449	1:20.619	92	9	26.939	25.944	23.635	1:16.518	220
2	26.632	26.101	23.414	1:16.147	225	10	26.859	25.996	23.722	1:16.577	219
3	27.067	25.564	23.551	1:16.182	227	11	26.725	25.985	23.753	1:16.463	218
4	26.861	25.477	23.495	1:15.833	227	12	26.833	25.949	23.681	1:16.463	219
5	26.883	26.508	23.520	1:16.911	227	13	27.069	26.084	25.522	1:18.675	221
6	26.570	25.762	23.551	1:15.883	223	21 Tarbon WALKER (NSW) (7th)					
7	27.048	25.588	23.606	1:16.242	222	1	33.364	26.457	24.113	1:23.934	120
8	26.740	25.638	23.700	1:16.078	227	2	26.959	26.878	24.033	1:17.870	220
9	26.780	25.571	23.562	1:15.913	227	3	27.610	26.288	24.129	1:18.027	216
10	27.394	25.862	23.425	1:16.681	227	4	27.771	26.252	24.304	1:18.327	219
11	26.808	25.555	23.456	1:15.819	227	5	27.577	26.355	23.812	1:17.744	218
12	26.788	25.666	23.316	1:15.770	227	6	27.704	26.565	24.145	1:18.414	217
13	26.662	25.944	24.299	1:16.905	224	7	27.405	26.343	23.475	1:17.223	217
9 Glenn NELSON (QLD) (NC)						8	27.383	26.146	23.707	1:17.236	217
1	32.703	25.725	23.710	1:22.138	112	9	27.566	26.623	23.811	1:18.000	216
2	26.713	25.771	1:45.833	2:38.317 P	223	10	27.405	26.303	23.867	1:17.575	217
12 Luca DURNING (QLD) (DSQ)						11	27.298	26.601	24.026	1:17.925	216
1	33.934	26.280	24.000	1:24.214	122	12	27.942	26.494	24.155	1:18.591	216
2	27.302	26.500	23.855	1:17.657	219	13	27.650	26.672	34.047	1:28.369 P	217
3	27.325	26.394	23.940	1:17.659	217	33 Jack FAVELLE (NSW) (6th)					
4	26.931	26.353	23.984	1:17.268	218	1	34.641	26.509	24.350	1:25.500	118
5	27.096	26.469	23.832	1:17.397	213	2	27.332	26.024	24.436	1:17.792	220
6	27.253	26.383	23.907	1:17.543	215	3	27.093	26.211	24.279	1:17.583	218

Scott Laing
Chief Timekeeper - Scott Laing

Tom Williams
Race Director - Tom Williams



2023

Round 5 : July 14 - 16
Morgan Park Raceway



MICHELIN SUPERSPORT CHAMPIONSHIP

Race 1

Date: 16/07/23
Event: R05
Weather: Sunny - Temp: 16.9C
Track: Dry - Temp: 30.3C

Started at: 10:38:18
Laps: 14
Starters: 18
Posted at: 11:32

PROVISIONAL SPLIT TIMES

Table with columns: Lap, Split 1, Split 2, Split 3, Lap Time, Spd. Rows include data for riders 39 Scott NICHOLSON, 42 Jack PASSFIELD, 44 Tom BRAMICH, 45 Olly SIMPSON, 49 Jake FARNSWORTH, 72 Ben BAKER, and 85 Ty LYNCH.

Scott Laing
Chief Timekeeper - Scott Laing

Tom Williams
Race Director - Tom Williams



2023

Round 5 : July 14 - 16
Morgan Park Raceway



MICHELIN SUPERSPORT CHAMPIONSHIP

Race 1

Date: 16/07/23
Event: R05
Weather: Sunny - Temp: 16.9C
Track: Dry - Temp: 30.3C

Started at: 10:38:18
Laps: 14
Starters: 18
Posted at: 11:32

PROVISIONAL SPLIT TIMES

Lap	Split 1	Split 2	Split 3	Lap Time	Spd	Lap	Split 1	Split 2	Split 3	Lap Time	Spd
1	31.258	25.828	23.552	1:20.638	86	12	28.534	28.683	26.518	1:23.735	218
2	26.761	25.871	23.455	1:16.087	218						
3	26.794	25.569	23.589	1:15.952	219						
4	26.744	25.667	23.595	1:16.006	219	220 Declan CARBERRY (SA) (9th)					
5	26.621	51.441	24.172	1:42.234	219	1	34.341	26.701	24.888	1:25.930	128
6	27.193	25.873	23.743	1:16.809	218	2	27.806	26.346	24.569	1:18.721	218
7	26.856	25.845	23.562	1:16.263	219	3	27.534	26.272	24.444	1:18.250	217
8	26.777	25.557	23.927	1:16.261	220	4	27.833	26.377	24.703	1:18.913	216
9	26.648	25.680	23.847	1:16.175	219	5	27.903	26.471	24.416	1:18.790	215
10	26.798	25.710	24.028	1:16.536	215	6	28.180	26.469	24.367	1:19.016	216
11	26.829	25.717	23.498	1:16.044	218	7	27.454	26.268	24.333	1:18.055	217
12	26.818	25.706	23.717	1:16.241	219	8	27.672	26.636	24.419	1:18.727	216
13	27.161	25.929	37.725	1:30.815 P	220	9	27.458	26.572	24.212	1:18.242	218
						10	27.553	26.407	24.314	1:18.274	219
						11	27.497	26.080	24.182	1:17.759	217
86 Dallas SKEER (SA) (NC)						12	27.384	26.347	24.085	1:17.816	218
1	32.559	26.149	23.725	1:22.433	107	13	27.545	26.432	36.173	1:30.150 P	219
2	26.785	25.672	23.657	1:16.114	222						
3	26.879	25.534	23.764	1:16.177	222	279 Hayden NELSON (NSW) (DSQ)					
4	27.042	25.631	23.590	1:16.263	219	1	31.107	26.371	23.517	1:20.995	84
121 Reece OUGHTRED (VIC) (11th)						2	27.195	25.942	23.500	1:16.637	222
1	34.093	26.343	24.052	1:24.488	112	3	26.903	25.650	23.579	1:16.132	221
2	27.114	26.543	24.007	1:17.664	226	4	26.980	25.710	23.253	1:15.943	220
3	27.630	26.058	24.093	1:17.781	225	5	26.749	26.439	23.501	1:16.689	222
4	27.370	26.327	24.162	1:17.859	227	6	26.950	25.657	23.465	1:16.072	222
5	27.404	26.323	23.835	1:17.562	223	7	26.695	25.720	23.577	1:15.992	220
6	27.879	26.387	24.313	1:18.579	222	8	26.837	25.610	23.470	1:15.917	221
7	27.623	35.364	24.603	1:27.590	224	9	26.517	25.576	23.664	1:15.757	221
8	27.846	26.671	24.535	1:19.052	222	10	26.820	25.644	23.687	1:16.151	220
9	27.495	26.382	24.482	1:18.359	223	11	26.549	25.741	23.623	1:15.913	217
10	29.163	26.749	25.238	1:21.150	221	12	26.585	25.738	23.609	1:15.932	217
11	28.598	27.164	24.970	1:20.732	221						

*** RACE RED FLAGGED AS RIDERS WERE ON LAP 14 (SOME STILL ON 13) DUE TO CRASHES AT TURN 9 OF Nos. 279 (H. NELSON) & 12 (L. DURNING). RACE DECLARED. RESULTS AS AT THE END OF THE LAST COMPLETED LAP OF EACH RIDER. DISQUALIFIED AS CAUSING RED FLAG - Nos. 12, 44 (Dropped oil), & 279 ***

The results are provisional until the end of the time limit for protests and appeals.

Scott Laing
Chief Timekeeper - Scott Laing

Tom Williams
Race Director - Tom Williams



2023

Round 5 : July 14 - 16
Morgan Park Raceway



ASBK.COM.AU f t i y

MICHELIN SUPERSPORT CHAMPIONSHIP

Race 1

Date: 16/07/23
Event: R05
Weather: Sunny - Temp: 16.9C
Track: Dry - Temp: 30.3C

Started at: 10:38:18
Laps: 14
Starters: 18
Posted at: 11:32

PROVISIONAL FASTEST LAPS SEQUENCE

Lap	Race Pos	No	Name	Machine	Fastest Lap	On Lap
1	1	3	Cameron DUNKER (NSW)	Yamaha YZF-R6	1:20.619	1
2	1	85	Ty LYNCH (SA)	Yamaha YZF-R6	1:16.087	2
2	3	44	Tom BRAMICH (VIC)	Yamaha YZF-R6	1:16.063	2
2	4	45	Oilly SIMPSON (SA)	Yamaha YZF-R6	1:16.009	2
3	1	85	Ty LYNCH (SA)	Yamaha YZF-R6	1:15.952	3
3	3	45	Oilly SIMPSON (SA)	Yamaha YZF-R6	1:15.766	3
4	5	1	John LYTRAS (QLD)	Yamaha YZF-R6	1:15.633	4

*** RACE RED FLAGGED AS RIDERS WERE ON LAP 14 (SOME STILL ON 13) DUE TO CRASHES AT TURN 9 OF Nos. 279 (H. NELSON) & 12 (L. DURNING). RACE DECLARED. RESULTS AS AT THE END OF THE LAST COMPLETED LAP OF EACH RIDER. DISQUALIFIED AS CAUSING RED FLAG - Nos. 12, 44 (Dropped oil), & 279 ***

The results are provisional until the end of the time limit for protests and appeals.

Chief Timekeeper - Scott Laing

Race Director - Tom Williams



www.computime.com.au
COMPUTIME RACE TIMING SYSTEMS PTY LTD



2023

Round 5 : July 14 - 16

Morgan Park Raceway



MICHELIN



ASBK.COM.AU f t i y

MICHELIN SUPERSPORT CHAMPIONSHIP

Race 1

Started at: 10:38:18

Laps: 14

Starters: 18

Posted at: 11:32

Date: 16/07/23
Event: R05
Weather: Sunny - Temp: 16.9C
Track: Dry - Temp: 30.3C

PROVISIONAL LAP SHEET

Table with 15 columns: No, Lap Time, Gap, No, Lap Time, Gap, No, Lap Time, Gap, No, Lap Time, Gap, No, Lap Time, Gap. It lists rider data for 14 laps, including lap times and gaps.

*** RACE RED FLAGGED AS RIDERS WERE ON LAP 14 (SOME STILL ON 13) DUE TO CRASHES AT TURN 9 OF Nos. 279 (H. NELSON) & 12 (L. DURNING). RACE DECLARED. RESULTS AS AT THE END OF THE LAST COMPLETED LAP OF EACH RIDER. DISQUALIFIED AS CAUSING RED FLAG - Nos. 12, 44 (Dropped oil), & 279 ***

The results are provisional until the end of the time limit for protests and appeals.

Signature of Scott Laing

Chief Timekeeper - Scott Laing

Signature of Tom Williams

Race Director - Tom Williams



www.computime.com.au
COMPUTIME RACE TIMING SYSTEMS PTY LTD



2023

Round 5 : July 14 - 16
Morgan Park Raceway



ASBK.COM.AU f t i y

MICHELIN SUPERSPORT CHAMPIONSHIP

Race 1

Date: 16/07/23
Event: R05
Weather: Sunny - Temp: 16.9C
Track: Dry - Temp: 30.3C

Started at: 10:38:18
Laps: 14
Starters: 18
Posted at: 11:32

PROVISIONAL LAP CHART

Name	Grid	1	2	3	4	5	6	7	8	9	10	11	12	13	Name
H. NELSON	279	2	85	35	35	2	3	45	45	45	279	279	2	3	C. DUNKER
T. LYNCH	85	85	3	3	3	45	45	3	3	3	3	3	279	45	O. SIMPSON
C. DUNKER	3	279	44	45	45	44	44	44	44	279	45	45	45	1	J. LYTRAS
T. BRAMICH	44	44	45	44	44	1	1	1	1	44	44	44	1	20	J. NAHLOUS
J. NAHLOUS	20	45	279	1	1	279	279	279	279	1	1	1	20	49	J. FARNSWORTH
J. LYTRAS	1	1	1	279	279	20	20	20	20	20	20	20	20	49	
O. SIMPSON	45	20	20	86	86	49	49	49	49	49	49	49	49	12	L. DURNING
D. SKEER	86	9	86	20	20	12	12	12	12	12	12	12	12	33	J. FAVELLE
G. NELSON	9	86	39	49	49	121	121	33	33	33	33	33	33	21	T. WALKER
S. NICHOLSON	39	39	49	42	12	33	33	21	21	21	21	21	21	85	T. LYNCH
J. FARNSWORTH	49	49	42	12	121	21	21	72	72	72	220	85	220		D. CARBERRY
R. OUGHTRED	121	42	21	21	21	220	72	220	220	220	85	220	72		B. BAKER
T. WALKER	21	21	12	121	33	72	220	121	85	85	72	72	44		T. BRAMICH
J. PASSFIELD	42	12	121	33	220	85	85	85	121	121	121	121	121		R. OUGHTRED
J. FAVELLE	33	121	33	220	72										
L. DURNING	12	33	220	72	42										J. PASSFIELD
D. CARBERRY	220	220	72	39											S. NICHOLSON
B. BAKER	72	72	9												G. NELSON

*** RACE RED FLAGGED AS RIDERS WERE ON LAP 14 (SOME STILL ON 13) DUE TO CRASHES AT TURN 9 OF Nos. 279 (H. NELSON) & 12 (L. DURNING). RACE DECLARED. RESULTS AS AT THE END OF THE LAST COMPLETED LAP OF EACH RIDER. DISQUALIFIED AS CAUSING RED FLAG - Nos. 12, 44 (Dropped oil), & 279 ***

The results are provisional until the end of the time limit for protests and appeals.

Scott Laing
Chief Timekeeper - Scott Laing

Tom Williams
Race Director - Tom Williams



www.computime.com.au
COMPUTIME RACE TIMING SYSTEMS PTY LTD



2023**Round 5 : July 14 - 16
Morgan Park Raceway****MICHELIN SUPERSPORT CHAMPIONSHIP****Race 1**

Date: 16/07/23
 Event: R05
 Weather: Sunny - Temp: 16.9C
 Track: Dry - Temp: 30.3C


Started at: 10:38:18
 Laps: 14
 Starters: 18
 Posted at: 11:32


PROVISIONAL BEST PARTIAL TIMES

Pos	Split 1		Split 2		Split 3		LAP		Ideal	Fastest
	Name	Time	Name	Time	Name	Time	Name	Time		
1	H. NELSON	26.517	O. SIMPSON	25.446	H. NELSON	23.253	H. NELSON	1:15.346	1:15.757	
2	C. DUNKER	26.570	C. DUNKER	25.477	O. SIMPSON	23.278	C. DUNKER	1:15.363	1:15.770	
3	J. LYTRAS	26.578	T. BRAMICH	25.531	C. DUNKER	23.316	O. SIMPSON	1:15.382	1:15.766	
4	T. BRAMICH	26.618	D. SKEER	25.534	J. LYTRAS	23.349	J. LYTRAS	1:15.489	1:15.633	
5	T. LYNCH	26.621	T. LYNCH	25.557	T. BRAMICH	23.376	T. BRAMICH	1:15.525	1:15.823	
6	J. FAVELLE	26.641	J. LYTRAS	25.562	J. NAHLOUS	23.410	T. LYNCH	1:15.633	1:15.952	
7	O. SIMPSON	26.658	H. NELSON	25.576	T. LYNCH	23.455	J. NAHLOUS	1:15.885	1:16.290	
8	J. PASSFIELD	26.679	J. NAHLOUS	25.763	T. WALKER	23.475	D. SKEER	1:15.909	1:16.114	
9	J. NAHLOUS	26.712	G. NELSON	25.771	S. NICHOLSON	23.580	J. FAVELLE	1:16.222	1:16.288	
10	G. NELSON	26.713	J. FARNSWORTH	25.800	D. SKEER	23.590	J. FARNSWO	1:16.282	1:16.430	
11	D. SKEER	26.785	J. FAVELLE	25.847	J. FARNSWORTH	23.601	J. PASSFIELD	1:16.398	1:16.398	
12	J. FARNSWORTH	26.881	J. PASSFIELD	25.863	L. DURNING	23.716	S. NICHOLSO	1:16.447	1:16.447	
13	L. DURNING	26.900	S. NICHOLSON	25.909	J. FAVELLE	23.734	T. WALKER	1:16.580	1:17.223	
14	S. NICHOLSON	26.958	R. OUGHTRED	26.058	R. OUGHTRED	23.835	L. DURNING	1:16.849	1:16.923	
15	T. WALKER	26.959	D. CARBERRY	26.080	J. PASSFIELD	23.856	R. OUGHTRE	1:17.007	1:17.562	
16	R. OUGHTRED	27.114	T. WALKER	26.146	D. CARBERRY	24.085	D. CARBERR	1:17.549	1:17.759	
17	D. CARBERRY	27.384	L. DURNING	26.233	B. BAKER	24.262	B. BAKER	1:18.073	1:18.333	
18	B. BAKER	27.527	B. BAKER	26.284	G. NELSON	1:45.833	G. NELSON	2:38.317	1:22.138	

*** RACE RED FLAGGED AS RIDERS WERE ON LAP 14 (SOME STILL ON 13) DUE TO CRASHES AT TURN 9 OF Nos. 279 (H. NELSON) & 12 (L. DURNING). RACE DECLARED. RESULTS AS AT THE END OF THE LAST COMPLETED LAP OF EACH RIDER. DISQUALIFIED AS CAUSING RED FLAG - Nos. 12, 44 (Dropped oil), & 279 ***

The results are provisional until the end of the time limit for protests and appeals.


 Chief Timekeeper - Scott Laing


 Race Director - Tom Williams



www.computime.com.au
COMPUTIME RACE TIMING SYSTEMS PTY LTD



2023

Round 5 : July 14 - 16
Morgan Park Raceway



ASBK.COM.AU f t i y

AUSTRALIAN SUPERSPORT CHAMPIONSHIP
PROVISIONAL PROGRESSIVE ROUND POINTS

AUSTRALIAN SUPERSPORT CHAMPIONSHIP

Pos	No	Name	Machine	Round 4 Pole	Round 4 Race 2	Total
1	3	Cameron DUNKER	Yamaha		25	25
2	45	Oily SIMPSON	Yamaha		20	20
3	1	John LYTRAS	Yamaha		18	18
4	20	Jonathan NAHLOUS	Yamaha		17	17
5	49	Jake FARNSWORTH	Yamaha		16	16
6	33	Jack FAVELLE	Honda		15	15
7	21	Tarbon WALKER	Yamaha		14	14
8	85	Ty LYNCH	Yamaha		13	13
9	220	Declan CARBERRY	Suzuki		12	12
10	72	Ben BAKER	Yamaha		11	11
11	121	Reece OUGHTRED	Yamaha		10	10
12	279	Hayden NELSON	Yamaha	1		1

Scott Laing

Chief Timekeeper - Scott Laing

Tom Williams

Race Director - Tom Williams



www.computime.com.au
COMPUTIME RACE TIMING SYSTEMS PTY LTD



2023**Round 5 : July 14 - 16
Morgan Park Raceway**
ASBK.COM.AU f t i y

**AUSTRALIAN SUPERSPORT CHAMPIONSHIP
PROVISIONAL PROGRESSIVE CHAMPIONSHIP POINTS**
AUSTRALIAN SUPERSPORT CHAMPIONSHIP

Pos	No	Name	Machine	Rnd 1 WBSK	Rnd 2 SMSP	Rnd 3 Qld R/w	Round 4 Pole	Round 4 Race 2	Total
1	45	Olly SIMPSON	Yamaha	37	37	45		20	139
2	3	Cameron DUNKER	Yamaha	22	41	46		25	134
3	85	Ty LYNCH	Yamaha	54	28	34		13	129
4	1	John LYTRAS	Yamaha	46	26	12		18	102
5	42	Jack PASSFIELD	Yamaha	47	21	24			92
6	44	Tom BRAMICH	Yamaha	32	25	29			86
7	39	Scott NICHOLSON	Yamaha	24	26	34			84
8	279	Hayden NELSON	Yamaha	25	29	29	1		84
9	86	Dallas SKEER	Yamaha	28	25	29			82
10	26	Sean CONDON	Yamaha	15	26	29			70
11	33	Jack FAVELLE	Honda	21	13	19		15	68
12	49	Jake FARNSWORTH	Yamaha	29	20			16	65
13	72	Ben BAKER	Yamaha	25	14	12		11	62
14	121	Reece OUGHTRED	Yamaha	13	16	22		10	61
15	21	Tarbon WALKER	Yamaha	21	18			14	53
16	29	Harrison VOIGHT	Yamaha	51					51
17	9	Glenn NELSON	Yamaha	19	17	15			51
18	220	Declan CARBERRY	Suzuki	26	6	5		12	49
19	20	Jonathan NAHLOUS	Yamaha		17	8		17	42
20	66	Mitch SIMPSON	Yamaha	29	3	8			40
21	88	Luke SANDERS	Yamaha	29	2				31
22	12	Luca DURNING	Yamaha	11	11	4			26
23	8	Hunter FORD	Kawasaki	11	7	7			25
24	5	Jake SENIOR	Yamaha	15	4				19
25	41	Aiden WAGNER	Yamaha			15			15
26	54	Brendan WILSON	Yamaha	12	1				13
27	10	Noel MAHON	Yamaha	1		4			5
28	95	Morgan McLAREN-WOOD	Yamaha			3			3

Chief Timekeeper - Scott Laing

Race Director - Tom Williams



www.computime.com.au
COMPUTIME RACE TIMING SYSTEMS PTY LTD



2023

Round 5 : July 14 - 16
Morgan Park Raceway



ASBK.COM.AU f t i y

MICHELIN SUPERSPORT CHAMPIONSHIP

Race 1

Date: 16/07/23
Event: R05
Weather: Sunny - Temp: 16.9C
Track: Dry - Temp: 30.3C

Started at: 10:38:18
Laps: 14
Starters: 18
Posted at: 11:32

PROVISIONAL RACE INFORMATION

Time	Description
10:27:00	PIT EXIT OPEN
10:29:14	SIGHTING LAP STARTED
10:30:23	Warm Up lap in 6:00
10:30:44	BIKES ON GRID FOR MEDIA
10:36:23	WARM UP LAP STARTED
10:38:18	Event Start
10:41:02	Rider 9 (Glenn NELSON) CRASHED TURN 9 - RIDER UP - RESUMING TO PITS
10:41:43	Rider 39 (Scott NICHOLSON) CRASHED TURN 1 - RIDER UP - RESUMING TO PITS
10:44:19	Rider 85 (Ty LYNCH) CRASHED TURN 6 - RIDER UP - RESUMED
10:44:51	Rider 42 (Jack PASSFIELD) STOPPED - MECHANICAL
10:45:35	Rider 86 (Dallas SKEER) CRASHED TURN 4 - RIDER UP
10:53:10	Rider 44 (Tom BRAMICH) CRASHED TURN 4 - RIDER UP & RESUMED
10:55:00	Riders 279 (H. NELSON) AND 12 (L. DURNING) CRASHED TURN 9
10:55:06	Red Flag
10:55:35	RED FLAG - RACE DECLARED - POSSIBLE OIL ON TRACK
10:55:46	Event Finish
10:57:45	RACE DECLARED

*** RACE RED FLAGGED AS RIDERS WERE ON LAP 14 (SOME STILL ON 13) DUE TO CRASHES AT TURN 9 OF Nos. 279 (H. NELSON) & 12 (L. DURNING). RACE DECLARED. RESULTS AS AT THE END OF THE LAST COMPLETED LAP OF EACH RIDER. DISQUALIFIED AS CAUSING RED FLAG - Nos. 12, 44 (Dropped oil), & 279 ***

The results are provisional until the end of the time limit for protests and appeals.

.....
Chief Timekeeper - Scott Laing

.....
Race Director - Tom Williams



www.computime.com.au
COMPUTIME RACE TIMING SYSTEMS PTY LTD

